



# Green River Regional Health Council Health Report Card 2010

*Improving the health and quality of life through education,  
motivation, and evaluation!*

# Table of Contents

---

Introduction	Page	1
Daviess County Profile	Pages	2- 4
Hancock County Profile	Pages	5-7
Henderson County Profile	Pages	8-10
McLean County Profile	Pages	11-13
Ohio County Profile	Pages	14-16
Union County Profile	Pages	17-19
Webster County Profile	Pages	20-22
County Comparison Overview	Page	23
Lack of Physical Activity - Adults	Page	24
Prevalence of Obesity - Adults	Page	25
Prevalence of Overweight - Adults	Page	26
Prevalence of Smoking - Adults	Page	27
Prevalence of Smoking - Youth	Page	28

# Green River Regional Health Council

---

The Green River Regional Health Council is sponsored by the Green River Area Development District (“GRADD”). Of the 15 Area Development Districts in the Commonwealth of Kentucky, GRADD is the only district that has taken the initiative to establish a council that addresses the health status of our region. Our region includes the following counties: Daviess, Hancock, Henderson, McLean, Ohio, Union and Webster.

The Regional Health Council has representation from all seven counties. Membership is diverse and includes representatives from many different agencies and local health consumers. The Regional Health Council is truly a grassroots organization connecting with the local health consumers in our seven counties. **The mission of the Regional Health Council is to improve the health and quality of life within our region through education, motivation and evaluation.** The Regional Health Council is grounded in the belief that to improve the health status in our region, it must begin with the local health consumers.

Using funding that was received from a Rural Health Network Development Grant, Local Health Coalitions have been established in the five rural counties of Hancock, McLean, Ohio, Union and Webster, and local facilitators have been hired for each of these coalitions. Membership on these coalitions is also diverse and consists of representation from the different agencies and local health consumers in their respective county. Daviess County and Henderson County also have established health coalitions, Healthy Horizons and the Henderson Health Alliance.

The information presented in this report has been taken from several data sources. The sources of data are identified throughout this report card. Ronald M. Wrona, PhD, was vital in the collection of data. Dr. Wrona is a retired epidemiologist with vast experience and expertise in the field of epidemiology.

The report card is intended to be used as a tool that will: (1) educate the local health consumers on the status of their community’s health; (2) create dialogue within the communities; and, (3) ignite a passion and a desire to address the health issues and concerns in your community.

For additional information about the Green River Regional Health Council and your local health coalition, you may log on to the web site at [gradd.com/aging\\_2009/health\\_council/](http://gradd.com/aging_2009/health_council/). Or, you may call the Network Director, Stephanie Lamar, at (270) 852-1367.



# Daviess County

## Profile

	Current	KY	U.S.A.
<b>Total Population</b>	<b>94,418</b>	<b>4,269,245</b>	
<b>High School Graduation</b> <i>Percentage of adults age 25 or over that have a high school diploma.</i>	<b>81%</b>	<b>72%</b>	<b>80%</b>
<b>Per Capita Income</b> <i>Mean income for every man, woman, and child in a particular group.</i>	<b>\$27,473</b>	<b>\$27,625</b>	<b>\$33,689</b>

	2008	Current	KY	U.S.A.
<b>Lack of Physical Activity-Adults</b> <i>Percent of adults who did not participate in any physical activity or exercise in the past month.</i> <a href="http://www.kyhealthfacts.org">www.kyhealthfacts.org</a>	<b>35%</b>	<b>28%</b>	<b>30%</b>	
<b>Prevalence of Obesity-Adults</b> <i>Percentage of adults estimated as having a Body Mass Index (BMI) of 30.0 or higher.</i> <a href="http://www.kyhealthfacts.org">www.kyhealthfacts.org</a>	<b>23%</b>	<b>29%</b>	<b>27%</b>	
<b>Prevalence of Overweight-Adults</b> <i>Percentage of adults estimated as having a Body Mass Index (BMI) of 25.0 or higher.</i> <a href="http://www.kyhealthfacts.org">www.kyhealthfacts.org</a> <a href="http://www.statehealthfacts.org">www.statehealthfacts.org</a>		<b>68%</b>	<b>64%</b>	<b>60.8%</b>
<b>Prevalence of Overweight/Obese-Children(10-17)</b> <i>Percentage of children with a Body Mass Index (BMI) of 25.0 or higher.</i> <a href="http://www.statehealthfacts.org">www.statehealthfacts.org</a>			<b>37%</b>	
<b>Prevalence of Smoking-Adult</b> <i>Percentage of adults who smoke tobacco products regularly.</i> <a href="http://www.kyhealthfacts.org">www.kyhealthfacts.org</a>	<b>22%</b>	<b>26%</b>	<b>27%</b>	<b>26.7%</b>
<b>Prevalence of Smoking-Youth</b> <i>Percentage of high school students who smoke tobacco products regularly.</i> <a href="http://www.kyhealthfacts.org">www.kyhealthfacts.org</a>	<b>19%</b>	<b>19%</b>	<b>25%</b>	<b>23%</b>

<b>Daviess County</b>	<b>2008</b>	<b>Current</b>	<b>KY</b>	<b>U.S.A.</b>
<b>Uninsured Child Population</b> <i>Percentage of the population ages 0 -19 not covered by private or public health insurance.</i> <a href="http://www.kyhealthfacts.org">www.kyhealthfacts.org</a>		<b>9%</b>	<b>9%</b>	
<b>Uninsured Adult Population</b> <i>Percentage of the population age 18-64 not covered by private or public health insurance.</i> <a href="http://www.kyhealthfacts.org">www.kyhealthfacts.org</a>	<b>11%</b>	<b>18%</b>	<b>18%</b>	
<b>Oral Health - Adult</b> <i>Percentage of adults missing 6 or more teeth because of tooth decay or gum disease.</i> <a href="http://www.kyhealthfacts.org">www.kyhealthfacts.org</a>	<b>29%</b>	<b>29%</b>	<b>37%</b>	<b>33%</b>
<b>Oral Health - Children</b> <i>Percent of Children with Tooth Decay, ages 3-4, enrolled in the UK Preschool Dental Outreach Program.</i> <a href="http://www.kyhealthfacts.org">www.kyhealthfacts.org</a> 2009-2010, UK Center for Oral Health Research, College of Dentistry, University of Kentucky				
<b>Lung and Bronchus</b> <i>Lung and Bronchus Cancer death rate is the number of deaths per 100,000 population.</i> <a href="http://www.kyhealthfacts.org">www.kyhealthfacts.org</a>	<b>83</b>	<b>61.4</b>	<b>80</b>	<b>55</b>
<b>Colorectal</b> <i>Colorectal Cancer death rate is the number of deaths per 100,000 population.</i> <a href="http://www.kyhealthfacts.org">www.kyhealthfacts.org</a>	<b>29</b>	<b>26.1</b>	<b>23</b>	<b>20</b>
<b>Breast</b> <i>Breast Cancer death rate is the number of deaths per 100,000 females.</i> <a href="http://www.kyhealthfacts.org">www.kyhealthfacts.org</a>	<b>19</b>	<b>29.2</b>	<b>27</b>	<b>26</b>
<b>Prostate</b> <i>Prostate Cancer death rate is the number of deaths per 100,000 males.</i> <a href="http://www.kyhealthfacts.org">www.kyhealthfacts.org</a>	<b>28</b>	<b>21</b>	<b>33</b>	<b>28</b>

<b>Daviess County</b>	<b>2008</b>	<b>Current</b>	<b>KY</b>	<b>U.S.A.</b>
<b>Prevalence of Diabetes - Adults</b> <i>Percentage of adults, age 18 and older, that have been diagnosed with Diabetes.</i> <a href="http://www.kyhealthfacts.org">www.kyhealthfacts.org</a>	<b>8%</b>	<b>10%</b>	<b>8%</b>	<b>7.8%</b>
<b>Prevalence of Diabetes - Children</b> <i>Data not available</i>				
<b>Heart Disease Deaths (per 100,000 population)</b> <i>Age adjusted rate of deaths (due to heart disease) per year.</i> <a href="http://www.kyhealthfacts.org">www.kyhealthfacts.org</a>		<b>186.3</b>	<b>224</b>	
<b>Stroke Deaths (per 100,000 population)</b> <i>Age adjusted rate of deaths (due to stroke) per year.</i> <a href="http://www.kyhealthfacts.org">www.kyhealthfacts.org</a>		<b>39.1</b>	<b>47</b>	
<b>Adequacy of Prenatal Care (% of pregnant women)</b> <i>Percentage of pregnant women who received prenatal care.</i> <a href="http://www.kyhealthfacts.org">www.kyhealthfacts.org</a>	<b>93%</b>	<b>93%</b>	<b>85%</b>	<b>75%</b>
<b>Low Birth Weight (percent of live births)</b> <i>Percentage of babies weighing less than 5 pounds and 8 ounces.</i> <a href="http://www.kyhealthfacts.org">www.kyhealthfacts.org</a>	<b>9%</b>	<b>9%</b>	<b>9%</b>	
<b>Teen Births (rate per 1,000 teenage girls)</b> <i>Number of babies born to women between the ages of 15 and 19.</i> <a href="http://www.kyhealthfacts.org">www.kyhealthfacts.org</a>		<b>54.9</b>	<b>52.1</b>	
<b>Mentally Unhealthy Days (per month)</b> <i>Average number of days in the past 30 days when mental health, including stress, depression and problems with emotions, was not good.</i> <a href="http://www.kyhealthfacts.org">www.kyhealthfacts.org</a>		<b>3.2</b>	<b>4</b>	

For data regarding Substance Abuse in Daviess County, please refer to [www.odcdrugfree.org](http://www.odcdrugfree.org).



# Hancock County

## Profile



	Current	KY	U.S.A.
<b>Total Population</b>	8,263	4,269,245	
<b>High School Graduation</b> <i>Percentage of adults age 25 or over that have a high school diploma.</i>	77%	72%	80%
<b>Per Capita Income</b> <i>Mean income for every man, woman, and child in a particular group.</i>	\$21,985	\$27,625	\$33,689

	2008	Current	KY	U.S.A.
<b>Lack of Physical Activity-Adults</b> <i>Percent of adults who did not participate in any physical activity or exercise in the past month.</i> <a href="http://www.kyhealthfacts.org">www.kyhealthfacts.org</a>	38%	31%	30%	
<b>Prevalence of Obesity-Adults</b> <i>Percentage of adults estimated as having a Body Mass Index (BMI) of 30.0 or higher.</i> <a href="http://www.kyhealthfacts.org">www.kyhealthfacts.org</a>	18%	28%	27%	
<b>Prevalence of Overweight-Adults</b> <i>Percentage of adults estimated as having a Body Mass Index (BMI) of 25.0 or higher.</i> <a href="http://www.kyhealthfacts.org">www.kyhealthfacts.org</a> <a href="http://www.statehealthfacts.org">www.statehealthfacts.org</a>		63%	64%	60.8%
<b>Prevalence of Overweight/Obese-Children(10-17)</b> <i>Percentage of children with a Body Mass Index (BMI) of 25.0 or higher.</i> <a href="http://www.statehealthfacts.org">www.statehealthfacts.org</a>			37%	
<b>Prevalence of Smoking-Adult</b> <i>Percentage of adults who smoke tobacco products regularly.</i> <a href="http://www.kyhealthfacts.org">www.kyhealthfacts.org</a>	22%	26%	27%	26.7%
<b>Prevalence of Smoking-Youth</b> <i>Percentage of high school students who smoke tobacco products regularly.</i> <a href="http://www.kyhealthfacts.org">www.kyhealthfacts.org</a>	19%	19%	25%	23%

Hancock County	2008	Current	KY	U.S.A.
<b>Uninsured Child Population</b> <i>Percentage of the population ages 0 -19 not covered by private or public health insurance.</i> <a href="http://www.kyhealthfacts.org">www.kyhealthfacts.org</a>		10%	9%	
<b>Uninsured Adult Population</b> <i>Percentage of the population age 18-64 not covered by private or public health insurance.</i> <a href="http://www.kyhealthfacts.org">www.kyhealthfacts.org</a>	8%	19%	18%	
<b>Oral Health - Adult</b> <i>Percentage of adults missing 6 or more teeth because of tooth decay or gum disease.</i> <a href="http://www.kyhealthfacts.org">www.kyhealthfacts.org</a>	30%	30%	37%	33%
<b>Oral Health - Children</b> <i>Percent of Children with Tooth Decay, ages 3-4, enrolled in the UK Preschool Dental Outreach Program.</i> 2009-2010, UK Center for Oral Health Research, College of Dentistry, University of Kentucky		25%		
<b>Lung and Bronchus</b> <i>Lung and Bronchus Cancer death rate is the number of deaths per 100,000 population.</i> <a href="http://www.kyhealthfacts.org">www.kyhealthfacts.org</a>	80	82.7	80	55
<b>Colorectal</b> <i>Colorectal Cancer death rate is the number of deaths per 100,000 population.</i> <a href="http://www.kyhealthfacts.org">www.kyhealthfacts.org</a>	35	32	23	20
<b>Breast</b> <i>Breast Cancer death rate is the number of deaths per 100,000 females.</i> <a href="http://www.kyhealthfacts.org">www.kyhealthfacts.org</a>	28	30.2	27	26
<b>Prostate</b> <i>Prostate Cancer death rate is the number of deaths per 100,000 males.</i> <a href="http://www.kyhealthfacts.org">www.kyhealthfacts.org</a>	36	30.7	33	28

Hancock County	2008	Current	KY	U.S.A.
<b>Prevalence of Diabetes - Adults</b> <i>Percentage of adults, age 18 and older, that have been diagnosed with Diabetes.</i> <a href="http://www.kyhealthfacts.org">www.kyhealthfacts.org</a>	11%	10%	8%	7.8%
<b>Prevalence of Diabetes - Children</b> <i>Data not available</i>				
<b>Heart Disease Deaths (per 100,000 population)</b> <i>Age adjusted rate of deaths (due to heart disease) per year.</i> <a href="http://www.kyhealthfacts.org">www.kyhealthfacts.org</a>		171.8	224	
<b>Stroke Deaths (per 100,000 population)</b> <i>Age adjusted rate of deaths (due to stroke) per year.</i> <a href="http://www.kyhealthfacts.org">www.kyhealthfacts.org</a>		31.1	47	
<b>Adequacy of Prenatal Care (% of pregnant women)</b> <i>Percentage of pregnant women who received prenatal care.</i> <a href="http://www.kyhealthfacts.org">www.kyhealthfacts.org</a>	95%	95%	85%	75%
<b>Low Birth Weight (percent of live births)</b> <i>Percentage of babies weighing less than 5 pounds and 8 ounces.</i> <a href="http://www.kyhealthfacts.org">www.kyhealthfacts.org</a>	8%	6%	9%	
<b>Teen Births (rate per 1,000 teenage girls)</b> <i>Number of babies born to women between the ages of 15 and 19.</i> <a href="http://www.kyhealthfacts.org">www.kyhealthfacts.org</a>		51.9	52.1	
<b>Mentally Unhealthy Days (per month)</b> <i>Average number of days in the past 30 days when mental health, including stress, depression and problems with emotions, was not good.</i> <a href="http://www.kyhealthfacts.org">www.kyhealthfacts.org</a>		4.8	4	

For data regarding Substance Abuse in Hancock County, please refer to [www.hcpartnerscoalition.org](http://www.hcpartnerscoalition.org).



# Henderson County

## Profile



	Current	KY	U.S.A.
<b>Total Population</b>	45,462	4,269,245	
<b>High School Graduation</b> <i>Percentage of adults age 25 or over that have a high school diploma.</i>	78%	72%	80%
<b>Per Capita Income</b> <i>Mean income for every man, woman, and child in a particular group.</i>	\$27,098	\$27,625	\$33,689

	2008	Current	KY	U.S.A.
<b>Lack of Physical Activity-Adults</b> <i>Percent of adults who did not participate in any physical activity or exercise in the past month.</i> <a href="http://www.kyhealthfacts.org">www.kyhealthfacts.org</a>	28%	24%	30%	
<b>Prevalence of Obesity-Adults</b> <i>Percentage of adults estimated as having a Body Mass Index (BMI) of 30.0 or higher.</i> <a href="http://www.kyhealthfacts.org">www.kyhealthfacts.org</a>	28%	31%	27%	
<b>Prevalence of Overweight-Adults</b> <i>Percentage of adults estimated as having a Body Mass Index (BMI) of 25.0 or higher.</i> <a href="http://www.kyhealthfacts.org">www.kyhealthfacts.org</a> <a href="http://www.statehealthfacts.org">www.statehealthfacts.org</a>		65%	64%	60.8%
<b>Prevalence of Overweight/Obese-Children(10-17)</b> <i>Percentage of children with a Body Mass Index (BMI) of 25.0 or higher.</i> <a href="http://www.statehealthfacts.org">www.statehealthfacts.org</a>			37%	
<b>Prevalence of Smoking-Adult</b> <i>Percentage of adults who smoke tobacco products regularly.</i> <a href="http://www.kyhealthfacts.org">www.kyhealthfacts.org</a>	34%	25%	27%	26.7%
<b>Prevalence of Smoking-Youth</b> <i>Percentage of high school students who smoke tobacco products regularly.</i> <a href="http://www.kyhealthfacts.org">www.kyhealthfacts.org</a>	31%	31%	25%	23%

<b>Henderson County</b>	<b>2008</b>	<b>Current</b>	<b>KY</b>	<b>U.S.A.</b>
<b>Uninsured Child Population</b> <i>Percentage of the population ages 0 -19 not covered by private or public health insurance.</i> <a href="http://www.kyhealthfacts.org">www.kyhealthfacts.org</a>		<b>8%</b>	<b>9%</b>	
<b>Uninsured Adult Population</b> <i>Percentage of the population age 18-64 not covered by private or public health insurance.</i> <a href="http://www.kyhealthfacts.org">www.kyhealthfacts.org</a>	<b>12%</b>	<b>16%</b>	<b>18%</b>	
<b>Oral Health - Adult</b> <i>Percentage of adults missing 6 or more teeth because of tooth decay or gum disease.</i> <a href="http://www.kyhealthfacts.org">www.kyhealthfacts.org</a>	<b>35%</b>	<b>35%</b>	<b>37%</b>	<b>33%</b>
<b>Oral Health - Children</b> <i>Percent of Children with Tooth Decay, ages 3-4, enrolled in the UK Preschool Dental Outreach Program.</i> 2009-2010, UK Center for Oral Health Research, College of Dentistry, University of Kentucky				
<b>Lung and Bronchus</b> <i>Lung and Bronchus Cancer death rate is the number of deaths per 100,000 population.</i> <a href="http://www.kyhealthfacts.org">www.kyhealthfacts.org</a>	<b>74</b>	<b>66.7</b>	<b>80</b>	<b>55</b>
<b>Colorectal</b> <i>Colorectal Cancer death rate is the number of deaths per 100,000 population.</i> <a href="http://www.kyhealthfacts.org">www.kyhealthfacts.org</a>	<b>32</b>	<b>33.7</b>	<b>23</b>	<b>20</b>
<b>Breast</b> <i>Breast Cancer death rate is the number of deaths per 100,000 females.</i> <a href="http://www.kyhealthfacts.org">www.kyhealthfacts.org</a>	<b>27</b>	<b>32.8</b>	<b>27</b>	<b>26</b>
<b>Prostate</b> <i>Prostate Cancer death rate is the number of deaths per 100,000 males.</i> <a href="http://www.kyhealthfacts.org">www.kyhealthfacts.org</a>	<b>47</b>	<b>35.8</b>	<b>33</b>	<b>28</b>

<b>Henderson County</b>	<b>2008</b>	<b>Current</b>	<b>KY</b>	<b>U.S.A.</b>
<b>Prevalence of Diabetes - Adults</b> <i>Percentage of adults, age 18 and older, that have been diagnosed with Diabetes.</i> <a href="http://www.kyhealthfacts.org">www.kyhealthfacts.org</a>	<b>8%</b>	<b>13%</b>	<b>8%</b>	<b>7.8%</b>
<b>Prevalence of Diabetes - Children</b> <i>Data not available</i>				
<b>Heart Disease Deaths (per 100,000 population)</b> <i>Age adjusted rate of deaths (due to heart disease) per year.</i> <a href="http://www.kyhealthfacts.org">www.kyhealthfacts.org</a>		<b>212.5</b>	<b>224</b>	
<b>Stroke Deaths (per 100,000 population)</b> <i>Age adjusted rate of deaths (due to stroke) per year.</i> <a href="http://www.kyhealthfacts.org">www.kyhealthfacts.org</a>		<b>45.5</b>	<b>47</b>	
<b>Adequacy of Prenatal Care (% of pregnant women)</b> <i>Percentage of pregnant women who received prenatal care.</i> <a href="http://www.kyhealthfacts.org">www.kyhealthfacts.org</a>	<b>85%</b>	<b>85%</b>	<b>85%</b>	<b>75%</b>
<b>Low Birth Weight (percent of live births)</b> <i>Percentage of babies weighing less than 5 pounds and 8 ounces.</i> <a href="http://www.kyhealthfacts.org">www.kyhealthfacts.org</a>	<b>11%</b>	<b>12%</b>	<b>9%</b>	
<b>Teen Births (rate per 1,000 teenage girls)</b> <i>Number of babies born to women between the ages of 15 and 19.</i> <a href="http://www.kyhealthfacts.org">www.kyhealthfacts.org</a>		<b>66.7</b>	<b>52.1</b>	
<b>Mentally Unhealthy Days (per month)</b> <i>Average number of days in the past 30 days when mental health, including stress, depression and problems with emotions, was not good.</i> <a href="http://www.kyhealthfacts.org">www.kyhealthfacts.org</a>		<b>3.4</b>	<b>4</b>	

For data regarding Substance Abuse in Henderson County, please refer to [www.odcp.ky.gov/kyasap.htm](http://www.odcp.ky.gov/kyasap.htm).



# McLean County

## Profile

*Partnership for a  
Healthy McLean County*

Good choices, Good Health,  
Good for McLean

	Current	KY	U.S.A.
<b>Total Population</b>	9,681	4,269,245	
<b>High School Graduation</b> <i>Percentage of adults age 25 or over that have a high school diploma.</i>	73%	72%	80%
<b>Per Capita Income</b> <i>Mean income for every man, woman, and child in a particular group.</i>	\$24,776	\$27,625	\$33,689

	2008	Current	KY	U.S.A.
<b>Lack of Physical Activity-Adults</b> <i>Percent of adults who did not participate in any physical activity or exercise in the past month.</i> <a href="http://www.kyhealthfacts.org">www.kyhealthfacts.org</a>	35%	31%	30%	
<b>Prevalence of Obesity-Adults</b> <i>Percentage of adults estimated as having a Body Mass Index (BMI) of 30.0 or higher.</i> <a href="http://www.kyhealthfacts.org">www.kyhealthfacts.org</a>	21%	32%	27%	
<b>Prevalence of Overweight-Adults</b> <i>Percentage of adults estimated as having a Body Mass Index (BMI) of 25.0 or higher.</i> <a href="http://www.kyhealthfacts.org">www.kyhealthfacts.org</a> <a href="http://www.statehealthfacts.org">www.statehealthfacts.org</a>		72%	64%	60.8%
<b>Prevalence of Overweight/Obese-Children(10-17)</b> <i>Percentage of children with a Body Mass Index (BMI) of 25.0 or higher.</i> <a href="http://www.statehealthfacts.org">www.statehealthfacts.org</a>			37%	
<b>Prevalence of Smoking-Adult</b> <i>Percentage of adults who smoke tobacco products regularly.</i> <a href="http://www.kyhealthfacts.org">www.kyhealthfacts.org</a>	27%	26%	27%	26.7%
<b>Prevalence of Smoking-Youth</b> <i>Percentage of high school students who smoke tobacco products regularly.</i> <a href="http://www.kyhealthfacts.org">www.kyhealthfacts.org</a>	24%	24%	25%	23%

<b>McLean County</b>	<b>2008</b>	<b>Current</b>	<b>KY</b>	<b>U.S.A.</b>
<b>Uninsured Child Population</b> <i>Percentage of the population ages 0 -19 not covered by private or public health insurance.</i> <a href="http://www.kyhealthfacts.org">www.kyhealthfacts.org</a>		<b>13%</b>	<b>9%</b>	
<b>Uninsured Adult Population</b> <i>Percentage of the population age 18-64 not covered by private or public health insurance.</i> <a href="http://www.kyhealthfacts.org">www.kyhealthfacts.org</a>	<b>13%</b>	<b>19%</b>	<b>18%</b>	
<b>Oral Health - Adult</b> <i>Percentage of adults missing 6 or more teeth because of tooth decay or gum disease.</i> <a href="http://www.kyhealthfacts.org">www.kyhealthfacts.org</a>	<b>38%</b>	<b>37%</b>	<b>37%</b>	<b>33%</b>
<b>Oral Health - Children</b> <i>Percent of Children with Tooth Decay, ages 3-4, enrolled in the UK Preschool Dental Outreach Program.</i> 2009-2010, UK Center for Oral Health Research, College of Dentistry, University of Kentucky		<b>24%</b>		
<b>Lung and Bronchus</b> <i>Lung and Bronchus Cancer death rate is the number of deaths per 100,000 population.</i> <a href="http://www.kyhealthfacts.org">www.kyhealthfacts.org</a>	<b>83</b>	<b>77</b>	<b>80</b>	<b>55</b>
<b>Colorectal</b> <i>Colorectal Cancer death rate is the number of deaths per 100,000 population.</i> <a href="http://www.kyhealthfacts.org">www.kyhealthfacts.org</a>	<b>19</b>	<b>29.6</b>	<b>23</b>	<b>20</b>
<b>Breast</b> <i>Breast Cancer death rate is the number of deaths per 100,000 females.</i> <a href="http://www.kyhealthfacts.org">www.kyhealthfacts.org</a>	<b>22</b>	<b>20</b>	<b>27</b>	<b>26</b>
<b>Prostate</b> <i>Prostate Cancer death rate is the number of deaths per 100,000 males.</i> <a href="http://www.kyhealthfacts.org">www.kyhealthfacts.org</a>	<b>36</b>	<b>23</b>	<b>33</b>	<b>28</b>

<b>McLean County</b>	<b>2008</b>	<b>Current</b>	<b>KY</b>	<b>U.S.A.</b>
<b>Prevalence of Diabetes - Adults</b> <i>Percentage of adults, age 18 and older, that have been diagnosed with Diabetes.</i> <a href="http://www.kyhealthfacts.org">www.kyhealthfacts.org</a>	<b>12%</b>	<b>12%</b>	<b>8%</b>	<b>7.8%</b>
<b>Prevalence of Diabetes - Children</b> <i>Data not available</i>				
<b>Heart Disease Deaths (per 100,000 population)</b> <i>Age adjusted rate of deaths (due to heart disease) per year.</i> <a href="http://www.kyhealthfacts.org">www.kyhealthfacts.org</a>		<b>255</b>	<b>224</b>	
<b>Stroke Deaths (per 100,000 population)</b> <i>Age adjusted rate of deaths (due to stroke) per year.</i> <a href="http://www.kyhealthfacts.org">www.kyhealthfacts.org</a>		<b>39.5</b>	<b>47</b>	
<b>Adequacy of Prenatal Care (% of pregnant women)</b> <i>Percentage of pregnant women who received prenatal care.</i> <a href="http://www.kyhealthfacts.org">www.kyhealthfacts.org</a>	<b>91%</b>	<b>91%</b>	<b>85%</b>	<b>75%</b>
<b>Low Birth Weight (percent of live births)</b> <i>Percentage of babies weighing less than 5 pounds and 8 ounces.</i> <a href="http://www.kyhealthfacts.org">www.kyhealthfacts.org</a>	<b>10%</b>	<b>11%</b>	<b>9%</b>	
<b>Teen Births (rate per 1,000 teenage girls)</b> <i>Number of babies born to women between the ages of 15 and 19.</i> <a href="http://www.kyhealthfacts.org">www.kyhealthfacts.org</a>		<b>46.9</b>	<b>52.1</b>	
<b>Mentally Unhealthy Days (per month)</b> <i>Average number of days in the past 30 days when mental health, including stress, depression and problems with emotions, was not good.</i> <a href="http://www.kyhealthfacts.org">www.kyhealthfacts.org</a>		<b>4.2</b>	<b>4</b>	

For data regarding Substance Abuse in McLean County, please refer to [www.themccc.org](http://www.themccc.org).



# Ohio County

## Profile



	Current	KY	U.S.A.
<b>Total Population</b>	23,789	4,269,245	
<b>High School Graduation</b> <i>Percentage of adults age 25 or over that have a high school diploma.</i>	67%	72%	80%
<b>Per Capita Income</b> <i>Mean income for every man, woman, and child in a particular group.</i>	\$20,401	\$27,625	\$33,689

	2008	Current	KY	U.S.A.
<b>Lack of Physical Activity-Adults</b> <i>Percent of adults who did not participate in any physical activity or exercise in the past month.</i> <a href="http://www.kyhealthfacts.org">www.kyhealthfacts.org</a>	48%	34%	30%	
<b>Prevalence of Obesity-Adults</b> <i>Percentage of adults estimated as having a Body Mass Index (BMI) of 30.0 or higher.</i> <a href="http://www.kyhealthfacts.org">www.kyhealthfacts.org</a>	32%	29%	27%	
<b>Prevalence of Overweight-Adults</b> <i>Percentage of adults estimated as having a Body Mass Index (BMI) of 25.0 or higher.</i> <a href="http://www.kyhealthfacts.org">www.kyhealthfacts.org</a> <a href="http://www.statehealthfacts.org">www.statehealthfacts.org</a>		66%	64%	60.8%
<b>Prevalence of Overweight/Obese-Children(10-17)</b> <i>Percentage of children with a Body Mass Index (BMI) of 25.0 or higher.</i> <a href="http://www.statehealthfacts.org">www.statehealthfacts.org</a>			37%	
<b>Prevalence of Smoking-Adult</b> <i>Percentage of adults who smoke tobacco products regularly.</i> <a href="http://www.kyhealthfacts.org">www.kyhealthfacts.org</a>	28%	30%	27%	26.7%
<b>Prevalence of Smoking-Youth</b> <i>Percentage of high school students who smoke tobacco products regularly.</i> <a href="http://www.kyhealthfacts.org">www.kyhealthfacts.org</a>	25%	25%	25%	23%

<b>Ohio County</b>	<b>2008</b>	<b>Current</b>	<b>KY</b>	<b>U.S.A.</b>
<b>Uninsured Child Population</b> <i>Percentage of the population ages 0 -19 not covered by private or public health insurance.</i> <a href="http://www.kyhealthfacts.org">www.kyhealthfacts.org</a>		<b>9%</b>	<b>9%</b>	
<b>Uninsured Adult Population</b> <i>Percentage of the population age 18-64 not covered by private or public health insurance.</i> <a href="http://www.kyhealthfacts.org">www.kyhealthfacts.org</a>	<b>14%</b>	<b>19%</b>	<b>18%</b>	
<b>Oral Health - Adult</b> <i>Percentage of adults missing 6 or more teeth because of tooth decay or gum disease.</i> <a href="http://www.kyhealthfacts.org">www.kyhealthfacts.org</a>	<b>31%</b>	<b>31%</b>	<b>37%</b>	<b>33%</b>
<b>Oral Health - Children</b> <i>Percent of Children with Tooth Decay, ages 3-4, enrolled in the UK Preschool Dental Outreach Program.</i> 2009-2010, UK Center for Oral Health Research, College of Dentistry, University of Kentucky				
<b>Lung and Bronchus</b> <i>Lung and Bronchus Cancer death rate is the number of deaths per 100,000 population.</i> <a href="http://www.kyhealthfacts.org">www.kyhealthfacts.org</a>	<b>90</b>	<b>87.8</b>	<b>80</b>	<b>55</b>
<b>Colorectal</b> <i>Colorectal Cancer death rate is the number of deaths per 100,000 population.</i> <a href="http://www.kyhealthfacts.org">www.kyhealthfacts.org</a>	<b>23</b>	<b>38.1</b>	<b>23</b>	<b>20</b>
<b>Breast</b> <i>Breast Cancer death rate is the number of deaths per 100,000 females.</i> <a href="http://www.kyhealthfacts.org">www.kyhealthfacts.org</a>	<b>29</b>	<b>30.2</b>	<b>27</b>	<b>26</b>
<b>Prostate</b> <i>Prostate Cancer death rate is the number of deaths per 100,000 males.</i> <a href="http://www.kyhealthfacts.org">www.kyhealthfacts.org</a>	<b>47</b>	<b>32.3</b>	<b>33</b>	<b>28</b>

Ohio County	2008	Current	KY	U.S.A.
<b>Prevalence of Diabetes - Adults</b> <i>Percentage of adults, age 18 and older, that have been diagnosed with Diabetes.</i> <a href="http://www.kyhealthfacts.org">www.kyhealthfacts.org</a>	8%	10%	8%	7.8%
<b>Prevalence of Diabetes - Children</b> <i>Data not available</i>				
<b>Heart Disease Deaths (per 100,000 population)</b> <i>Age adjusted rate of deaths (due to heart disease) per year.</i> <a href="http://www.kyhealthfacts.org">www.kyhealthfacts.org</a>		256.6	224	
<b>Stroke Deaths (per 100,000 population)</b> <i>Age adjusted rate of deaths (due to stroke) per year.</i> <a href="http://www.kyhealthfacts.org">www.kyhealthfacts.org</a>		22.9	47	
<b>Adequacy of Prenatal Care (% of pregnant women)</b> <i>Percentage of pregnant women who received prenatal care.</i> <a href="http://www.kyhealthfacts.org">www.kyhealthfacts.org</a>	92%	92%	85%	75%
<b>Low Birth Weight (percent of live births)</b> <i>Percentage of babies weighing less than 5 pounds and 8 ounces.</i> <a href="http://www.kyhealthfacts.org">www.kyhealthfacts.org</a>	10%	7%	9%	
<b>Teen Births (rate per 1,000 teenage girls)</b> <i>Number of babies born to women between the ages of 15 and 19.</i> <a href="http://www.kyhealthfacts.org">www.kyhealthfacts.org</a>		62.5	52.1	
<b>Mentally Unhealthy Days (per month)</b> <i>Average number of days in the past 30 days when mental health, including stress, Depression, and problems with emotions, was not good.</i> <a href="http://www.kyhealthfacts.org">www.kyhealthfacts.org</a>		4.3	4	

For data regarding Substance Abuse in Ohio County, please refer to [www.togetherwecare.org](http://www.togetherwecare.org).



# Union County

## Profile



	Current	KY	U.S.A.
<b>Total Population</b>	15,024	4,269,245	
<b>High School Graduation</b> <i>Percentage of adults age 25 or over that have a high school diploma.</i>	77%	72%	80%
<b>Per Capita Income</b> <i>Mean income for every man, woman, and child in a particular group.</i>	\$24,894	\$27,625	\$33,689

	2008	Current	KY	U.S.A.
<b>Lack of Physical Activity-Adults</b> <i>Percent of adults who did not participate in any physical activity or exercise in the past month.</i> <a href="http://www.kyhealthfacts.org">www.kyhealthfacts.org</a>	35%	31%	30%	
<b>Prevalence of Obesity-Adults</b> <i>Percentage of adults estimated as having a Body Mass Index (BMI) of 30.0 or higher.</i> <a href="http://www.kyhealthfacts.org">www.kyhealthfacts.org</a>	28%	34%	27%	
<b>Prevalence of Overweight-Adults</b> <i>Percentage of adults estimated as having a Body Mass Index (BMI) of 25.0 or higher.</i> <a href="http://www.kyhealthfacts.org">www.kyhealthfacts.org</a> <a href="http://www.statehealthfacts.org">www.statehealthfacts.org</a>		66%	64%	60.8%
<b>Prevalence of Overweight/Obese-Children(10-17)</b> <i>Percentage of children with a Body Mass Index (BMI) of 25.0 or higher.</i> <a href="http://www.statehealthfacts.org">www.statehealthfacts.org</a>			37%	
<b>Prevalence of Smoking-Adult</b> <i>Percentage of adults who smoke tobacco products regularly.</i> <a href="http://www.kyhealthfacts.org">www.kyhealthfacts.org</a>	32%	25%	27%	26.7%
<b>Prevalence of Smoking-Youth</b> <i>Percentage of high school students who smoke tobacco products regularly.</i> <a href="http://www.kyhealthfacts.org">www.kyhealthfacts.org</a>	29%	29%	25%	23%

<b>Union County</b>	<b>2008</b>	<b>Current</b>	<b>KY</b>	<b>U.S.A.</b>
<b>Uninsured Child Population</b> <i>Percentage of the population ages 0 -19 not covered by private or public health insurance.</i> <a href="http://www.kyhealthfacts.org">www.kyhealthfacts.org</a>		<b>11%</b>	<b>9%</b>	
<b>Uninsured Adult Population</b> <i>Percentage of the population age 18-64 not covered by private or public health insurance.</i> <a href="http://www.kyhealthfacts.org">www.kyhealthfacts.org</a>	<b>13%</b>	<b>22%</b>	<b>18%</b>	
<b>Oral Health - Adult</b> <i>Percentage of adults missing 6 or more teeth because of tooth decay or gum disease.</i> <a href="http://www.kyhealthfacts.org">www.kyhealthfacts.org</a>	<b>25%</b>	<b>25%</b>	<b>37%</b>	<b>33%</b>
<b>Oral Health - Children</b> <i>Percent of Children with Tooth Decay, ages 3-4, enrolled in the UK Preschool Dental Outreach Program.</i> 2009-2010, UK Center for Oral Health Research, College of Dentistry, University of Kentucky		<b>25%</b>		
<b>Lung and Bronchus</b> <i>Lung and Bronchus Cancer death rate is the number of deaths per 100,000 population.</i> <a href="http://www.kyhealthfacts.org">www.kyhealthfacts.org</a>	<b>87</b>	<b>80.1</b>	<b>80</b>	<b>55</b>
<b>Colorectal</b> <i>Colorectal Cancer death rate is the number of deaths per 100,000 population.</i> <a href="http://www.kyhealthfacts.org">www.kyhealthfacts.org</a>	<b>21</b>	<b>27.1</b>	<b>23</b>	<b>20</b>
<b>Breast</b> <i>Breast Cancer death rate is the number of deaths per 100,000 females.</i> <a href="http://www.kyhealthfacts.org">www.kyhealthfacts.org</a>	<b>42</b>	<b>21.4</b>	<b>27</b>	<b>26</b>
<b>Prostate</b> <i>Prostate Cancer death rate is the number of deaths per 100,000 males.</i> <a href="http://www.kyhealthfacts.org">www.kyhealthfacts.org</a>	<b>36</b>	<b>40.3</b>	<b>33</b>	<b>28</b>

<b>Union County</b>	<b>2008</b>	<b>Current</b>	<b>KY</b>	<b>U.S.A.</b>
<b>Prevalence of Diabetes - Adults</b> <i>Percentage of adults, age 18 and older, that have been diagnosed with Diabetes.</i> <a href="http://www.kyhealthfacts.org">www.kyhealthfacts.org</a>	<b>12%</b>	<b>9%</b>	<b>8%</b>	<b>7.8%</b>
<b>Prevalence of Diabetes - Children</b> <i>Data not available</i>				
<b>Heart Disease Deaths (per 100,000 population)</b> <i>Age adjusted rate of deaths (due to heart disease) per year.</i> <a href="http://www.kyhealthfacts.org">www.kyhealthfacts.org</a>		<b>227</b>	<b>224</b>	
<b>Stroke Deaths (per 100,000 population)</b> <i>Age adjusted rate of deaths (due to stroke) per year.</i> <a href="http://www.kyhealthfacts.org">www.kyhealthfacts.org</a>		<b>48.2</b>	<b>47</b>	
<b>Adequacy of Prenatal Care (% of pregnant women)</b> <i>Percentage of pregnant women who received prenatal care.</i> <a href="http://www.kyhealthfacts.org">www.kyhealthfacts.org</a>	<b>84%</b>	<b>84%</b>	<b>85%</b>	<b>75%</b>
<b>Low Birth Weight (percent of live births)</b> <i>Percentage of babies weighing less than 5 pounds and 8 ounces.</i> <a href="http://www.kyhealthfacts.org">www.kyhealthfacts.org</a>	<b>11%</b>	<b>10%</b>	<b>9%</b>	
<b>Teen Births (rate per 1,000 teenage girls)</b> <i>Number of babies born to women between the ages of 15 and 19.</i> <a href="http://www.kyhealthfacts.org">www.kyhealthfacts.org</a>		<b>50.7</b>	<b>52.1</b>	
<b>Mentally Unhealthy Days (per month)</b> <i>Average number of days in the past 30 days when mental health, including stress, Depression, and problems with emotions, was not good.</i> <a href="http://www.kyhealthfacts.org">www.kyhealthfacts.org</a>		<b>3.8</b>	<b>4</b>	

**For data regarding Substance Abuse in Union County, please refer to [www.odcp.ky.gov/kyasap.htm](http://www.odcp.ky.gov/kyasap.htm).**



# Webster County

## Profile



	Current	KY	U.S.A.
<b>Total Population</b>	13,669	4,269,245	
<b>High School Graduation</b> <i>Percentage of adults age 25 or over that have a high school diploma.</i>	71%	72%	80%
<b>Per Capita Income</b> <i>Mean income for every man, woman, and child in a particular group.</i>	\$28,769	\$27,625	\$33,689

	2008	Current	KY	U.S.A.
<b>Lack of Physical Activity-Adults</b> <i>Percent of adults who did not participate in any physical activity or exercise in the past month.</i> <a href="http://www.kyhealthfacts.org">www.kyhealthfacts.org</a>	32%	24%	30%	
<b>Prevalence of Obesity-Adults</b> <i>Percentage of adults estimated as having a Body Mass Index (BMI) of 30.0 or higher.</i> <a href="http://www.kyhealthfacts.org">www.kyhealthfacts.org</a>	43%	31%	27%	
<b>Prevalence of Overweight-Adults</b> <i>Percentage of adults estimated as having a Body Mass Index (BMI) of 25.0 or higher.</i> <a href="http://www.kyhealthfacts.org">www.kyhealthfacts.org</a> <a href="http://www.statehealthfacts.org">www.statehealthfacts.org</a>		65%	64%	60.8%
<b>Prevalence of Overweight/Obese-Children(10-17)</b> <i>Percentage of children with a Body Mass Index (BMI) of 25.0 or higher.</i> <a href="http://www.statehealthfacts.org">www.statehealthfacts.org</a>			37%	
<b>Prevalence of Smoking-Adult</b> <i>Percentage of adults who smoke tobacco products regularly.</i> <a href="http://www.kyhealthfacts.org">www.kyhealthfacts.org</a>	29%	25%	27%	26.7%
<b>Prevalence of Smoking-Youth</b> <i>Percentage of high school students who smoke tobacco products regularly.</i> <a href="http://www.kyhealthfacts.org">www.kyhealthfacts.org</a>	25%	25%	25%	23%

<b>Webster County</b>	<b>2008</b>	<b>Current</b>	<b>KY</b>	<b>U.S.A.</b>
<b>Uninsured Child Population</b> <i>Percentage of the population ages 0 -19 not covered by private or public health insurance.</i> <a href="http://www.kyhealthfacts.org">www.kyhealthfacts.org</a>		<b>12%</b>	<b>9%</b>	
<b>Uninsured Adult Population</b> <i>Percentage of the population age 18-64 not covered by private or public health insurance.</i> <a href="http://www.kyhealthfacts.org">www.kyhealthfacts.org</a>	<b>14%</b>	<b>22%</b>	<b>18%</b>	
<b>Oral Health - Adult</b> <i>Percentage of adults missing 6 or more teeth because of tooth decay or gum disease.</i> <a href="http://www.kyhealthfacts.org">www.kyhealthfacts.org</a>	<b>37%</b>	<b>37%</b>	<b>37%</b>	<b>33%</b>
<b>Oral Health - Children</b> <i>Percent of Children with Tooth Decay, ages 3-4, enrolled in the UK Preschool Dental Outreach Program.</i> 2009-2010, UK Center for Oral Health Research, College of Dentistry, University of Kentucky		<b>33%</b>		
<b>Lung and Bronchus</b> <i>Lung and Bronchus Cancer death rate is the number of deaths per 100,000 population.</i> <a href="http://www.kyhealthfacts.org">www.kyhealthfacts.org</a>	<b>78</b>	<b>77.1</b>	<b>80</b>	<b>55</b>
<b>Colorectal</b> <i>Colorectal Cancer death rate is the number of deaths per 100,000 population.</i> <a href="http://www.kyhealthfacts.org">www.kyhealthfacts.org</a>	<b>30</b>	<b>26.3</b>	<b>23</b>	<b>20</b>
<b>Breast</b> <i>Breast Cancer death rate is the number of deaths per 100,000 females.</i> <a href="http://www.kyhealthfacts.org">www.kyhealthfacts.org</a>	<b>25</b>	<b>29.1</b>	<b>27</b>	<b>26</b>
<b>Prostate</b> <i>Prostate Cancer death rate is the number of deaths per 100,000 males.</i> <a href="http://www.kyhealthfacts.org">www.kyhealthfacts.org</a>	<b>29</b>	<b>36.9</b>	<b>33</b>	<b>28</b>

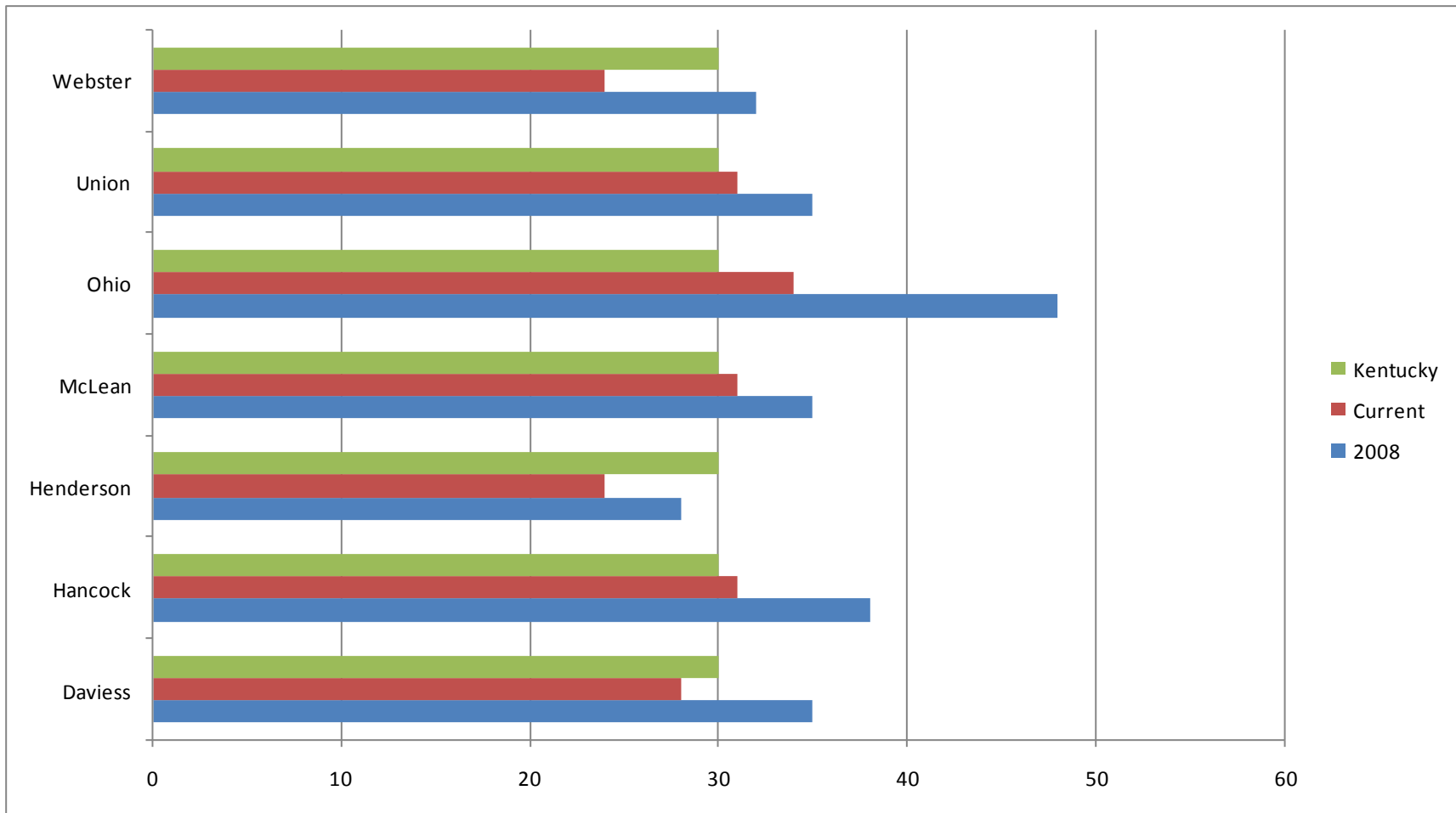
<b>Webster County</b>	<b>2008</b>	<b>Current</b>	<b>KY</b>	<b>U.S.A.</b>
<b>Prevalence of Diabetes - Adults</b> <i>Percentage of adults, age 18 and older, that have been diagnosed with Diabetes.</i> <a href="http://www.kyhealthfacts.org">www.kyhealthfacts.org</a>	<b>7%</b>	<b>13%</b>	<b>8%</b>	<b>7.8%</b>
<b>Prevalence of Diabetes - Children</b> <i>Data not available</i>				
<b>Heart Disease Deaths (per 100,000 population)</b> <i>Age adjusted rate of deaths (due to heart disease) per year.</i> <a href="http://www.kyhealthfacts.org">www.kyhealthfacts.org</a>		<b>194</b>	<b>224</b>	
<b>Stroke Deaths (per 100,000 population)</b> <i>Age adjusted rate of deaths (due to stroke) per year.</i> <a href="http://www.kyhealthfacts.org">www.kyhealthfacts.org</a>		<b>43.7</b>	<b>47</b>	
<b>Adequacy of Prenatal Care (% of pregnant women)</b> <i>Percentage of pregnant women who received prenatal care.</i> <a href="http://www.kyhealthfacts.org">www.kyhealthfacts.org</a>	<b>80%</b>	<b>80%</b>	<b>85%</b>	<b>75%</b>
<b>Low Birth Weight (percent of live births)</b> <i>Percentage of babies weighing less than 5 pounds and 8 ounces.</i> <a href="http://www.kyhealthfacts.org">www.kyhealthfacts.org</a>	<b>11%</b>	<b>10%</b>	<b>9%</b>	
<b>Teen Births (rate per 1,000 teenage girls)</b> <i>Number of babies born to women between the ages of 15 and 19.</i> <a href="http://www.kyhealthfacts.org">www.kyhealthfacts.org</a>		<b>60.5</b>	<b>52.1</b>	
<b>Mentally Unhealthy Days (per month)</b> <i>Average number of days in the past 30 days when mental health, including stress, Depression, and problems with emotions, was not good.</i> <a href="http://www.kyhealthfacts.org">www.kyhealthfacts.org</a>		<b>3.4</b>	<b>4</b>	

For data regarding Substance Abuse in Webster County, please refer to [www.odcp.ky.gov/kyasap.htm](http://www.odcp.ky.gov/kyasap.htm).

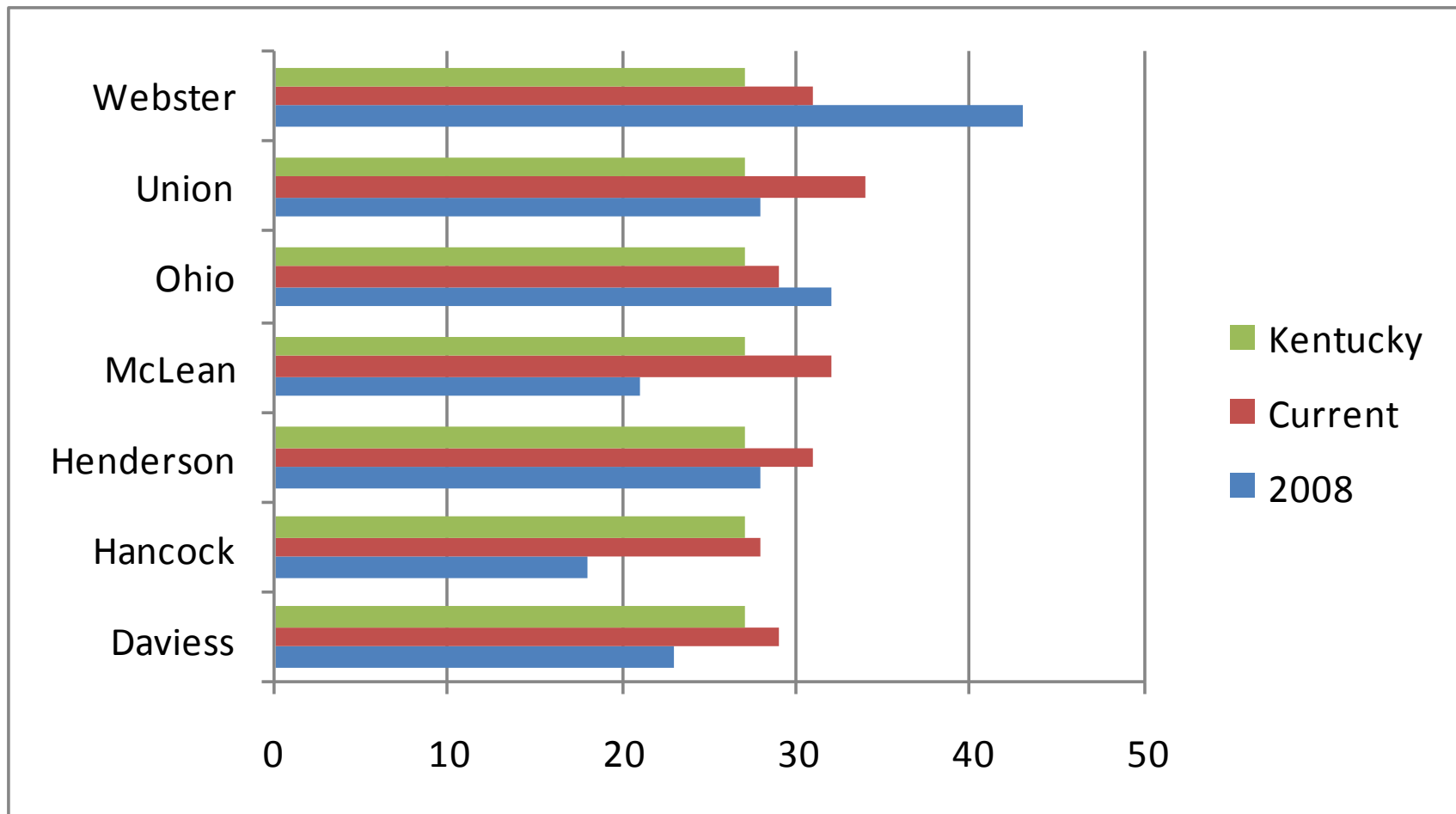
# County Comparisons

	Daviess	Hancock	Henderson	McLean	Ohio	Union	Webster	KY	USA
<b>Total Population</b>	94,418	8,263	45,462	9,681	23,789	15,024	13,669	4.2 Mil	
<b>High School Graduation</b>	81%	77%	78%	73%	67%	77%	71%	72	80%
<b>Per Capita Income</b>	\$27,473	\$21,985	\$27,098	\$24,776	\$20,401	\$24,894	\$28,769	\$27,625	\$33,689
<b>Lack of Physical Activity-Adults</b>	28%	31%	24%	31%	34%	31%	24%	30%	
<b>Prevalence of Obesity-Adults</b>	29%	28%	31%	32%	29%	34%	31%	27%	
<b>Prevalence of Overweight-Adults</b>	68%	63%	65%	72%	66%	66%	65%	64%	60.8%
<b>Prevalence of Overweight/Obese Children(10-17)</b>								37%	
<b>Prevalence of Smoking-Adult</b>	26%	26%	25%	26%	30%	25%	25%	27%	26.7%
<b>Prevalence of Smoking-Youth</b>	19%	19%	31%	24%	25%	29%	25%	25%	23%
<b>Uninsured Child Population</b>	9%	10%	8%	13%	9%	11%	12%	9%	
<b>Uninsured Adult Population</b>	18%	19%	16%	19%	19%	22%	22%	18%	
<b>Poor Oral Health - Adult</b>	29%	30%	35%	37%	31%	25%	37%	37%	33%
<b>Poor Oral Health - Children</b>		25%		24%		25%	33%		
<b>Lung and Bronchus Cancer Deaths</b>	61.4	82.7	66.7	77	87.8	80.1	77.1	80	55
<b>Colorectal Cancer Deaths</b>	26.1	32	33.7	29.6	38.1	27.1	26.3	23	20
<b>Breast Cancer Deaths</b>	29.2	30.2	32.8	20	30.2	21.4	29.1	27	26
<b>Prostate Cancer Deaths</b>	21	30.7	35.8	23	32.3	40.3	36.9	33	28
<b>Prevalence of Diabetes - Adults</b>	10%	10%	13%	12%	10%	9%	13%	8	7.8%
<b>Prevalence of Diabetes - Children</b>									
<b>Heart Disease Deaths per 100,000</b>	186.3	171.8	212.5	255	256.6	227	194	224	
<b>Stroke Deaths (per 100,000 population)</b>	39.1	31.1	45.5	39.5	22.9	48.2	43.7	47	
<b>Adequacy of Prenatal Care</b>	93%	95%	85%	91%	92%	84%	80%	85%	75%
<b>Low Birth Weight (% of live births)</b>	9%	6%	12%	11%	7%	10%	10%	9%	
<b>Teen Births (rate per 1,000 teen girls)</b>	54.9	51.9	66.7	46.9	62.5	50.7	60.5	52.1	
<b>Mentally unhealthy days per month</b>	3.2	4.8	3.4	4.2	4.3	3.8	3.4	4	

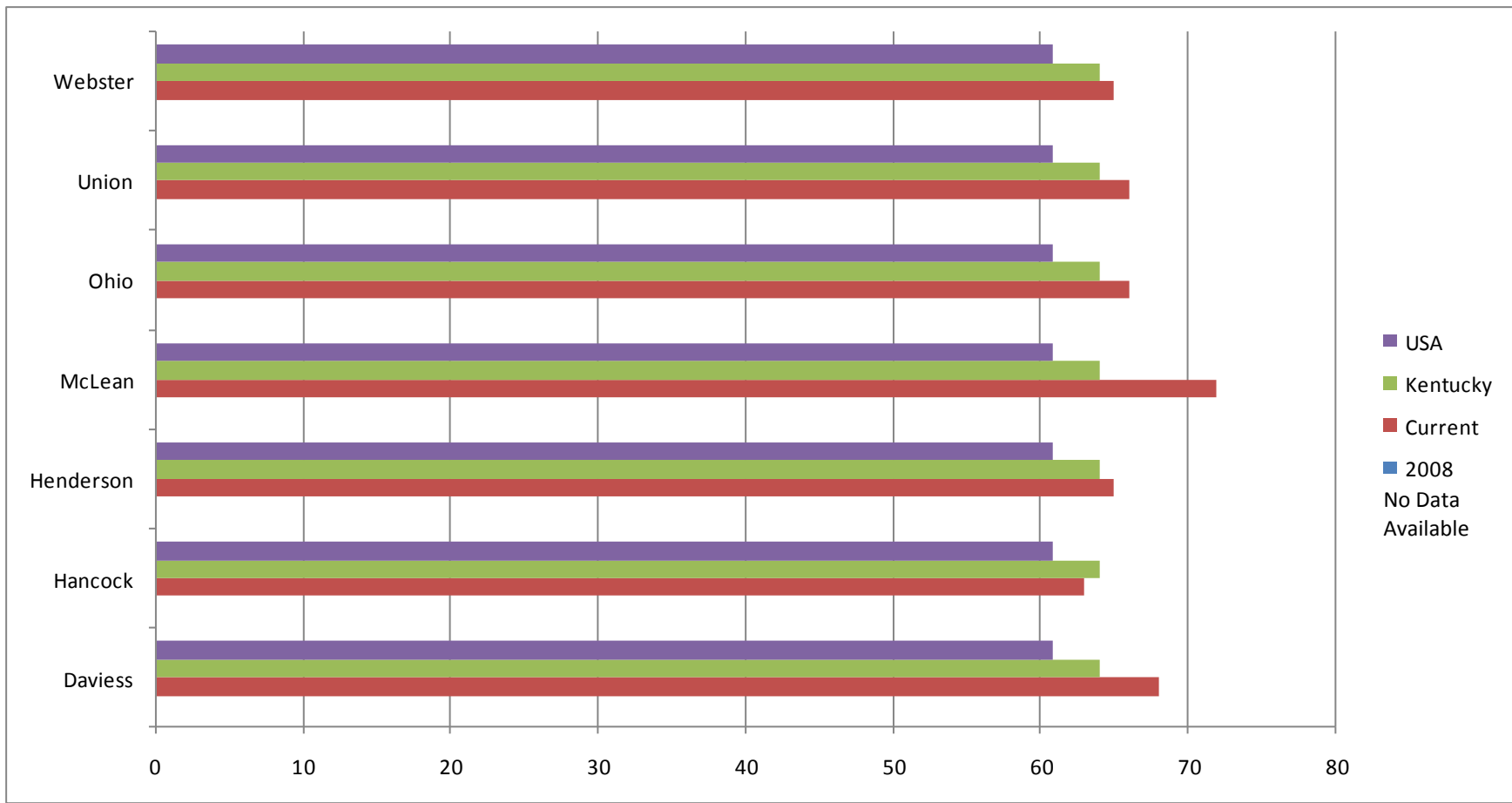
# Lack of Physical Activity Adults



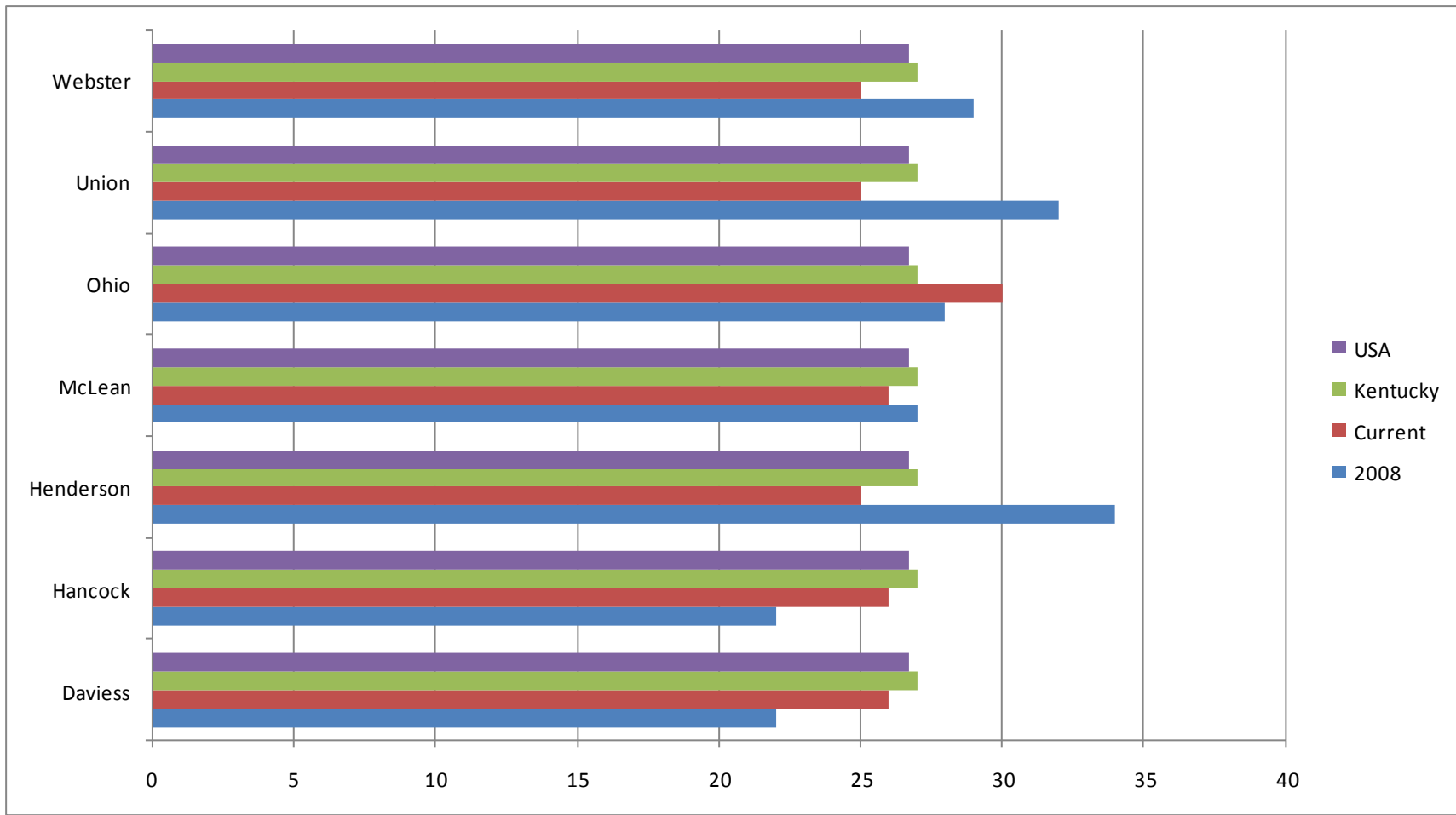
# Prevalence of Obesity Adults



# Prevalence of Overweight Adults



# Prevalence of Smoking Adults



# Prevalence of Smoking Youth

